


Bank/Monument tube station interchange interpretation

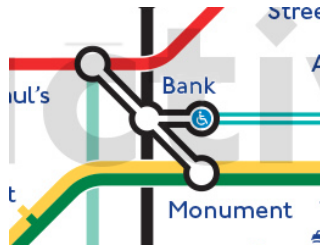
This is the only location in London where two stations with different names have an in-station connection. Bank is on the Central, DLR and Northern lines. Monument is on the District & Circle lines. The Northern line and DLR platforms provide the link between the Bank station complex and Monument station. (Harry Beck showed the connection as a stepped line described as Escalator Connection in the key k.)

Apart from the interest in the way different designers have chosen to show this, the main issue is whether the Northern and DLR station symbols are clearly called Bank and not confused as Monument.

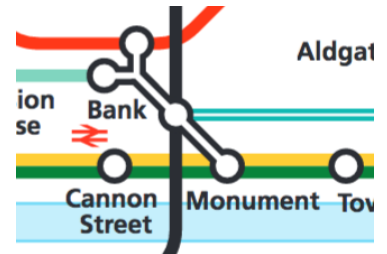
X *d* and *L* are unclear. Moving Bank station name would resolve this easily.



a Alex Golner



b Cameron Booth



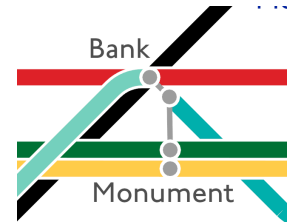
c Harald Krähe



d J Farrow



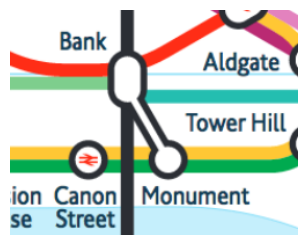
e Jug Cerovic



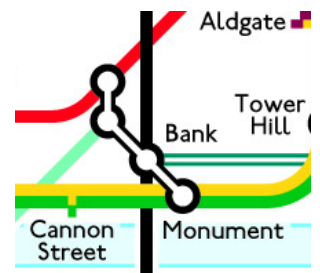
f Kenneth Field



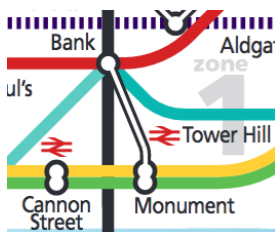
g Kickmap



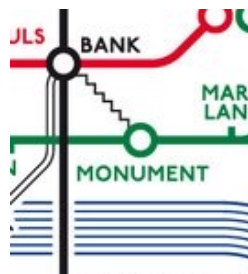
h Mark Noade



i Max Roberts



j Andrew Smithers



k Harry Beck 1939



L TfL



- Examples are Tube only maps (no National Rail, some show Elizabeth line)
- Apologies to designers if examples are out of date
- Samples as on <http://www.projectmapping.co.uk/Reviews/londonundergrouc.html> at 08.06.20